



UNHCR
Global Resettlement
Statistical Report
2008
(Provisional, 16 February 2009)

Resettlement Service
Division of International Protection Services

For inquiries, please contact the Resettlement Unit at the UNHCR
Regional Office in Washington at USAWARES@unhcr.org
Statistical Report as at 16 February 2009



Index

Introduction	2
Summary of major trends	3
Submissions: Top ten countries by asylum, origin, and destination	4
Resettlement submissions by region	5
Departures: Top ten countries by asylum, origin, and destination	6
Resettlement departures by region	7
Criteria: Submissions and departures	8
Criteria: Women-at-risk	9
Priority: Submissions and departures	10
Submissions and departures 2003 - 2008	11
Departures by resettlement countries, 2003 - 2008	12
Emergency transit center	13
Protracted refugee situations where resettlement takes place	14
Annex I : Country codes	15
Annex II: Other codes	16



This report summarizes the resettlement activities by UNHCR offices worldwide in 2008. The information for this report was drawn from the UNHCR Resettlement Statistical Reports (RSR), which are reported from UNHCR country offices on a quarterly basis.

Certain information in this report is organized by regions, reflecting the five UNHCR Regional Bureaux: Africa, the Americas, Asia and the Pacific, Europe, and MENA (Middle East and North Africa). See Annex I for the classification of country codes used in this report.

For the purposes of this report, Country of asylum refers to the country from which refugees are submitted for resettlement. Country of resettlement refers to the country to which refugees are submitted for resettlement and to which they depart for resettlement. Country of origin refers to the country in which refugees derive their nationality.

As of June 2008, the UNHCR regional office in Washington, D.C. assumed responsibility for compiling and maintaining global resettlement statistics. For more information or for additional copies, please send inquiries to the information listed below.

Note on the Provision Statistical Report

The information contained in this report reflects UNHCR resettlement statistics available as at 16 February 2009, with nearly all offices reporting. This information is subject to revision as UNHCR country offices may submit additional or corrected data. The final report will be available at the Annual Tripartite Consultations on Resettlement meeting.

UNHCR – Regional Office Washington
1775 K Street, NW, Suite 300
Attention: Resettlement Service
Washington DC 20006
202-296-5191
USAWARES@unhcr.org

Summary of Major Trends

Submissions: In 2008, UNHCR made submissions of more than 120,800 refugees for resettlement.

This represents a 22% increase from 2007, of 98,999 refugees submitted for resettlement.

Departures: In 2008, 65,548 refugees departed to 26 countries of resettlement.

Departures increased 31%, from 49,868 refugees in 2007.

Origin: Refugees from Iraq were the largest group submitted for resettlement (33,512), followed by refugees from Myanmar (30,388), and Bhutan (23,516). In total the three nationalities made up three-quarters of all submissions.

Resettlement: The top three countries of resettlement were: the United States (48,793), Canada (5,542), and Australia (5,133).

Asylum: Nepal was the country of asylum from which the most number of refugees were submitted (23,521), followed by Thailand (20,843) and Syria (13,965).

Thailand was the country from which the most refugees departed (16,807), followed by Nepal (8,165), and Syria (7,153).

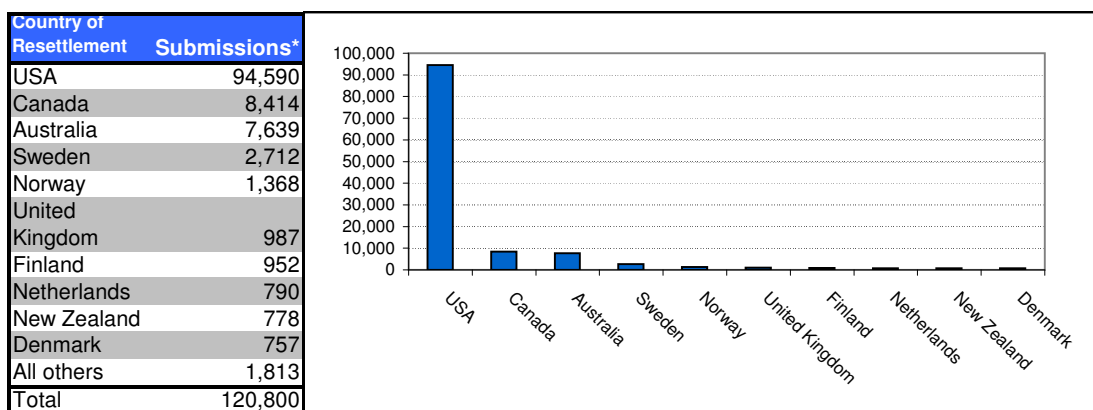
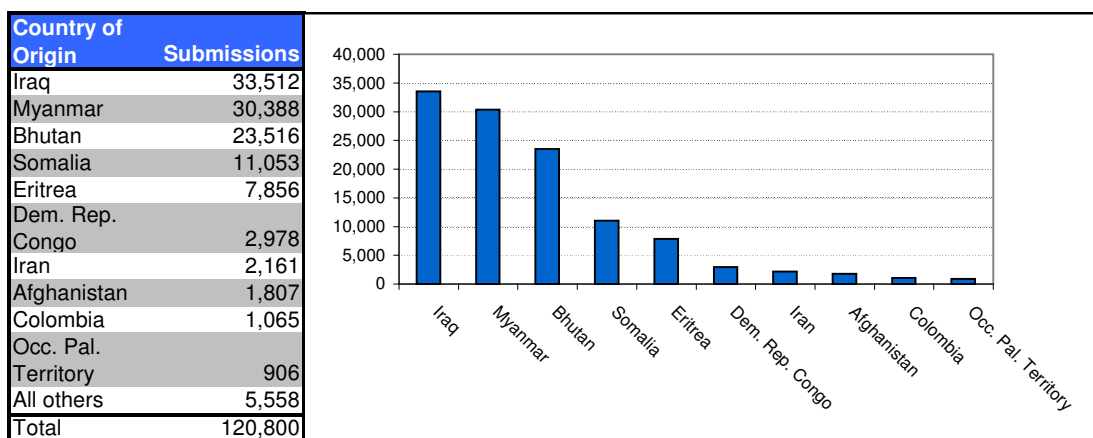
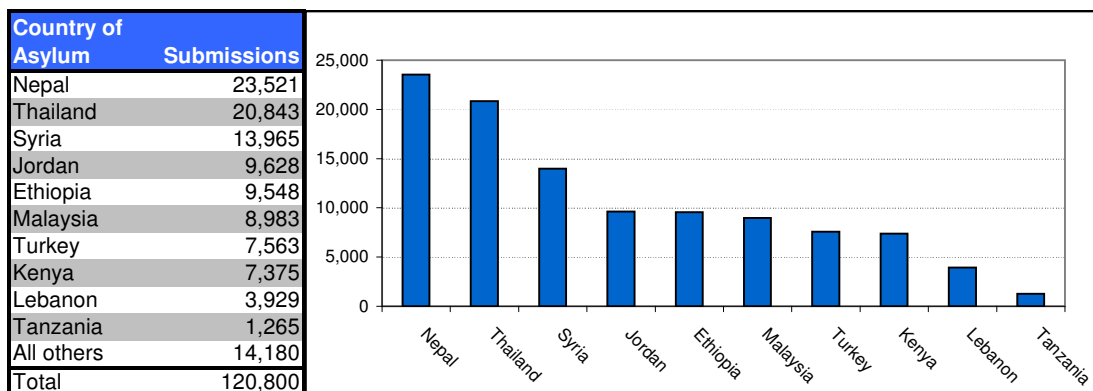
AT A GLANCE FIGURES

	2008	2007	2006
Submissions	120,800	98,999	54,182
Departures	65,548	49,868	29,560
Countries of Asylum*	80	80	94
Countries of Origin*	67	65	70
Countries of Resettlement**	26	25	26

* based on submissions

** based on departures

Top ten: UNHCR Resettlement Submissions in 2008



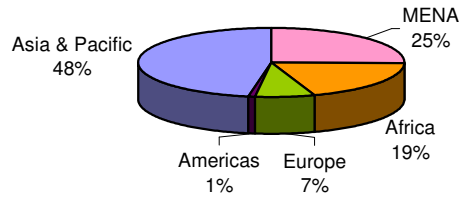
* Number of UNHCR submissions received by resettlement countries

UNHCR Resettlement Submissions in 2008

By Region of Asylum

Asia & Pacific	57,174
MENA	30,408
Africa	23,321
Europe	8,736
Americas	1,161
	<u>120,800</u>

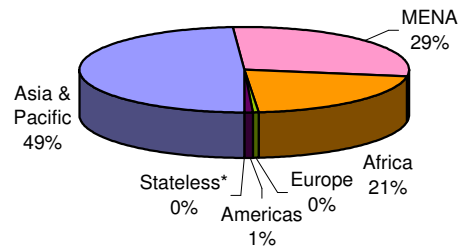
Submissions by Region of Asylum



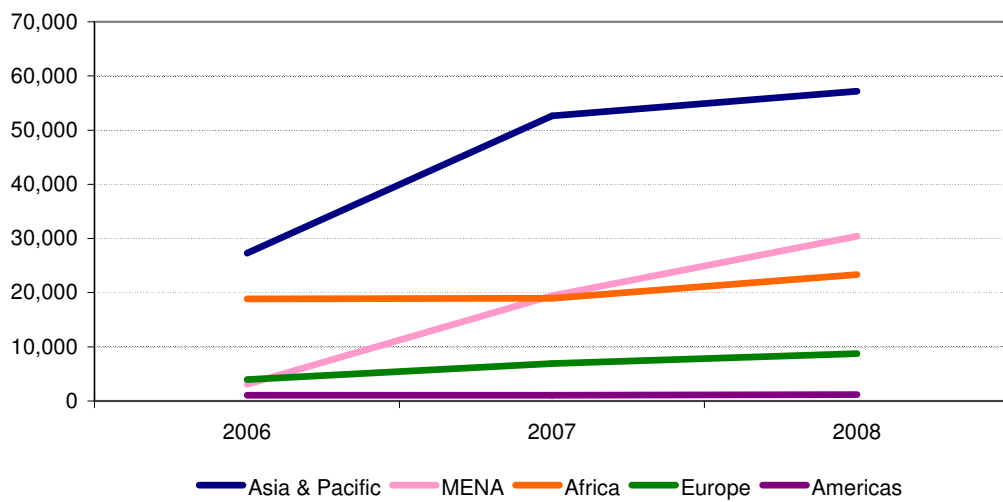
By Region of Origin

Asia & Pacific	59,097
MENA	34,653
Africa	25,501
Europe	427
Americas	1,081
Stateless*	41
	<u>120,800</u>

Submissions by Region of Origin

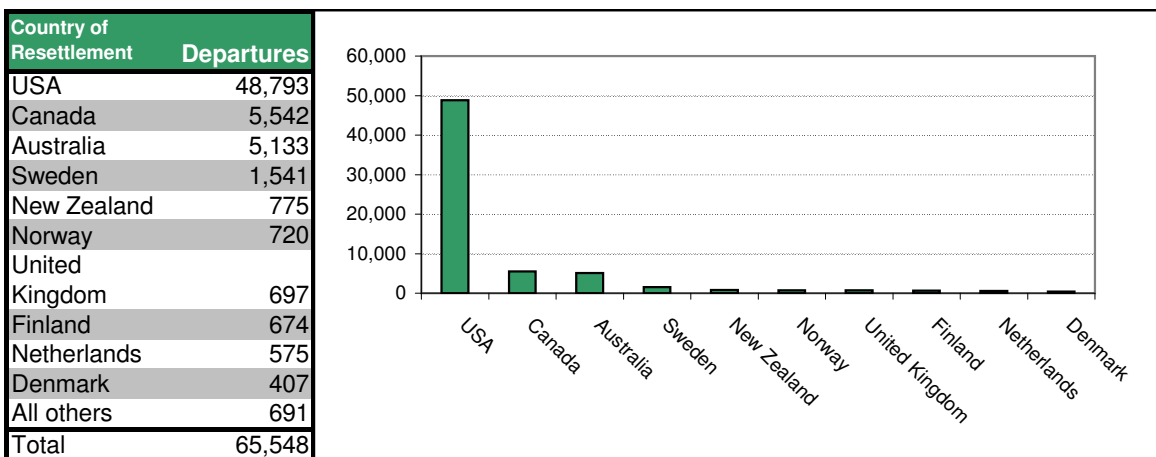
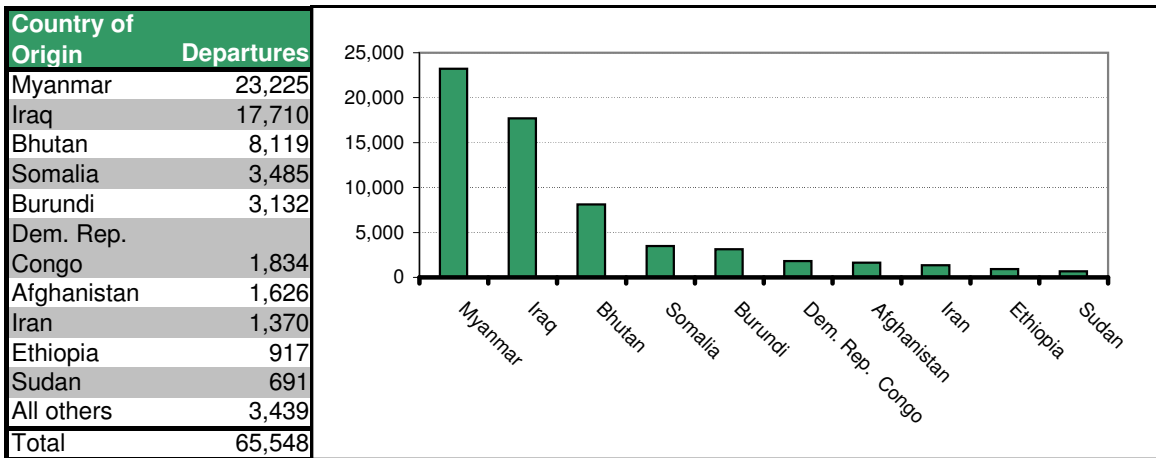
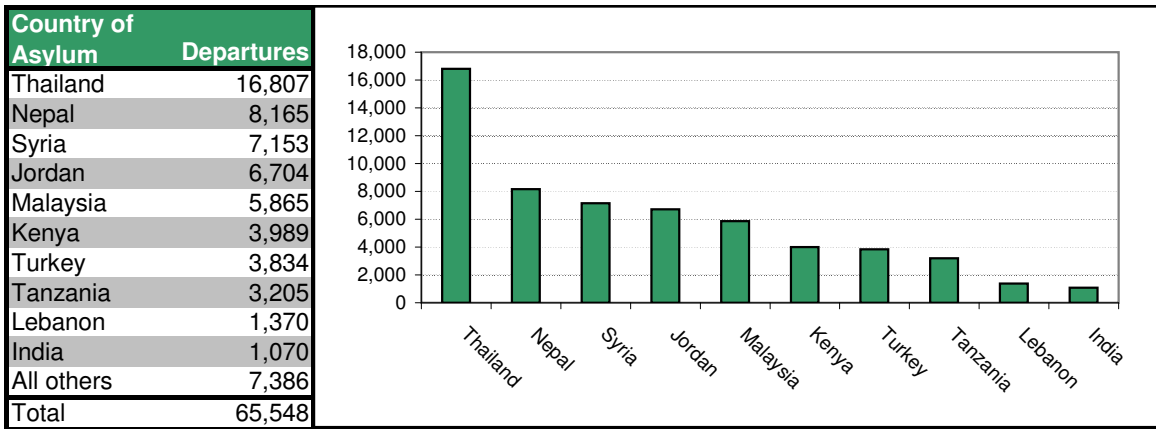


2006 - 2008 UNHCR Submissions by Region of Asylum



* refers to refugees who are not considered nationals by any State under the operation of its law

Top ten : UNHCR Resettlement Departures in 2008

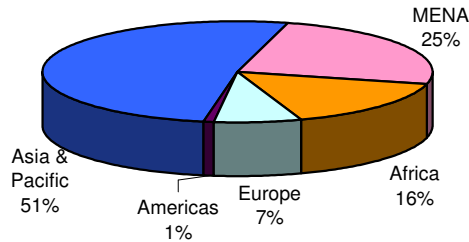


UNHCR Resettlement Departures in 2008

By Region of Asylum

Asia & Pacific	33,607
MENA	16,255
Africa	10,403
Europe	4,732
Americas	551
Total	65,548

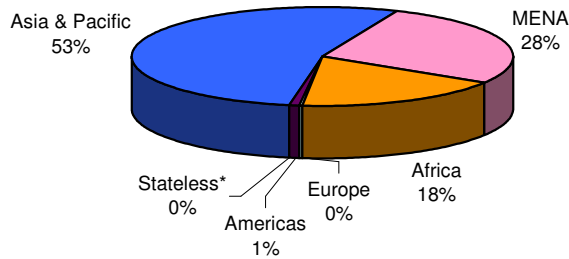
Departures by Region of Asylum



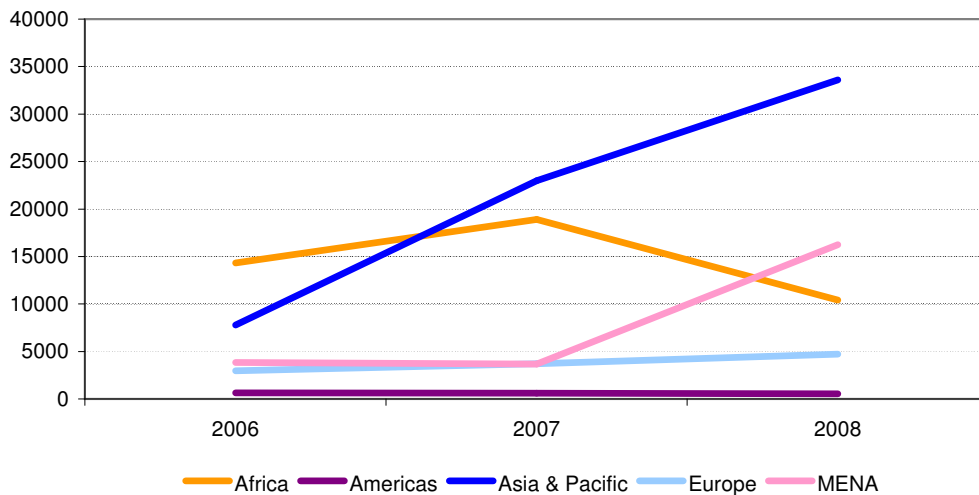
By Region of Origin

Asia & Pacific	35,066
MENA	18,096
Africa	11,600
Europe	236
Americas	537
Stateless*	13
Total	65,548

Departures by Region of Origin



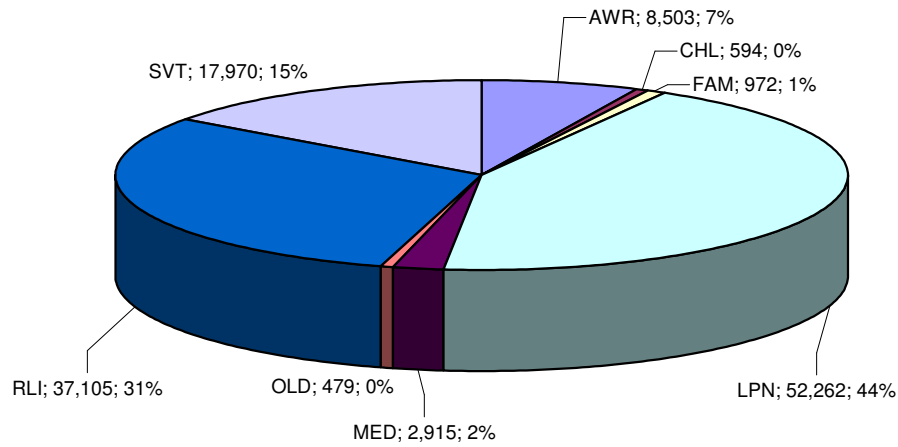
2006 - 2008 UNHCR Resettlement Departures by Region of Asylum



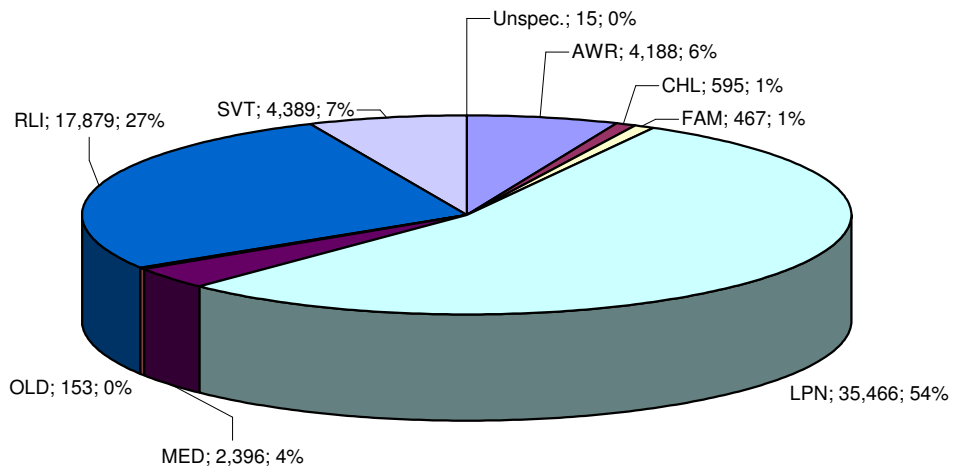
* refers to refugees who are not considered nationals by any State under the operation of its law

UNHCR Resettlement Submissions and Departures by Criteria in 2008

Total submissions by criteria 2008



Total departures by criteria 2008



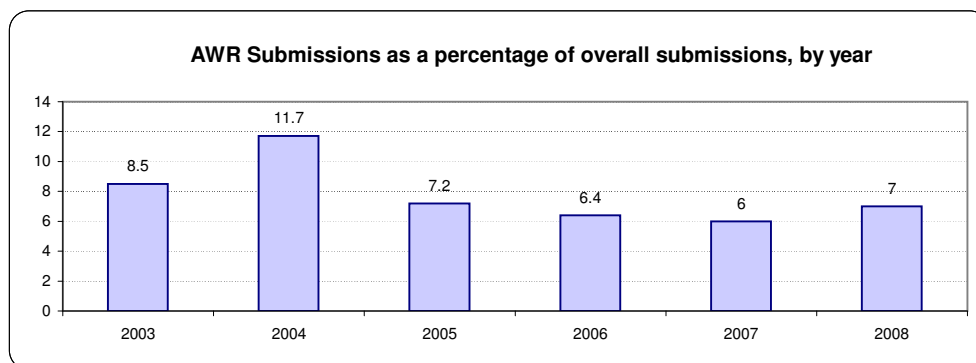
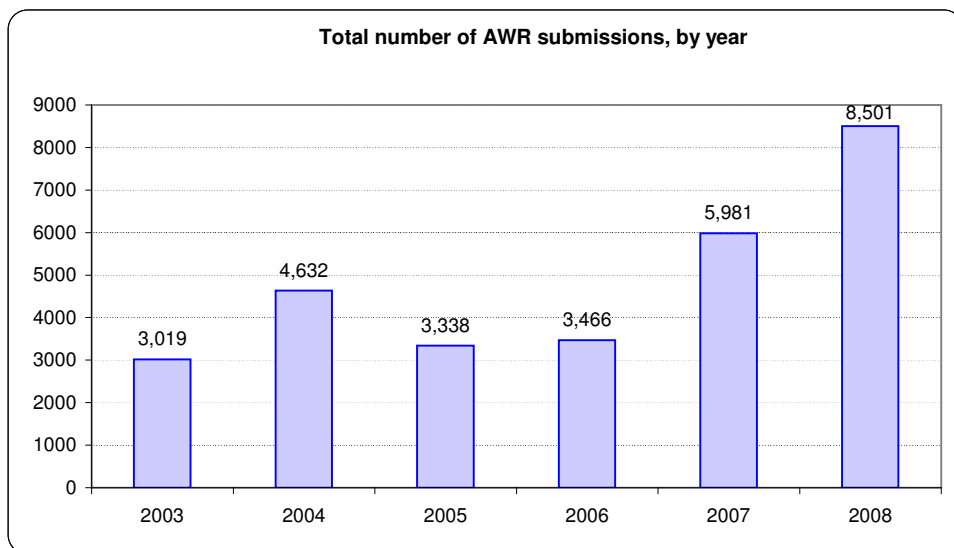
UNHCR Resettlement Submissions and Departures by the criteria Woman-at-risk in 2008

Woman-at-risk submissions: top ten refugees' countries of origin	
Iraq	2,852
Myanmar	1,522
Somalia	1,366
Afghanistan	547
Bhutan	526
Dem. Rep. Congo	479
Burundi	233
Columbia	225
Sudan	197
Occ. Pal. Terr.	105
All others	449
Total	8,501

Woman-at-risk submissions: top ten refugees' countries of resettlement	
USA	5,184
Canada	1,202
Australia	706
Sweden	380
Norway	250
Finland	177
United Kingdom	131
Netherlands	92
Iceland	72
Austria	67
All others	240
Total	8,501

Woman-at-risk departures: top ten refugees' countries of origin	
Iraq	1,171
Bhutan	834
Afghanistan	488
Somalia	464
Dem. Rep. Congo	322
Myanmar	270
Burundi	181
Columbia	143
Liberia	58
Sudan	46
All others	211
Total	4,188

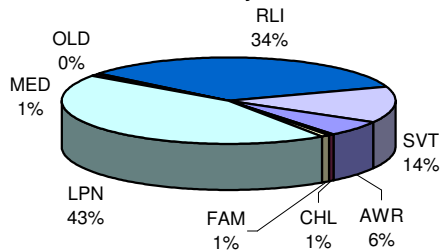
Woman-at-risk departures: top ten refugees' countries of resettlement	
USA	2,024
Canada	761
Australia	630
Sweden	236
New Zealand	137
United Kingdom	102
Netherlands	71
Norway	52
Finland	45
Denmark	36
All others	94
Total	4,188



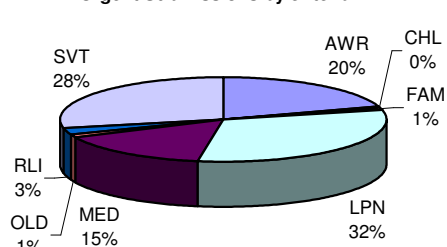
UNHCR Resettlement Submissions and Departures by Priority and Criteria in 2008

Priority	Submissions	Departures
Normal	109,111	60,081
Urgent	10,721	4,932
Emergency	968	520
Unspecified	0	15
	120,800	65,548

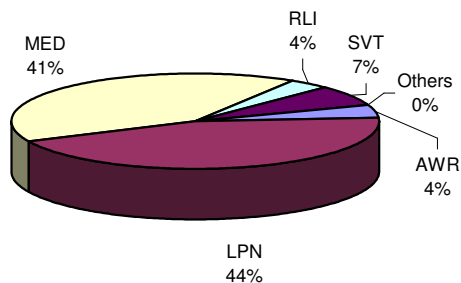
Normal submissions by criteria



Urgent Submissions by criteria



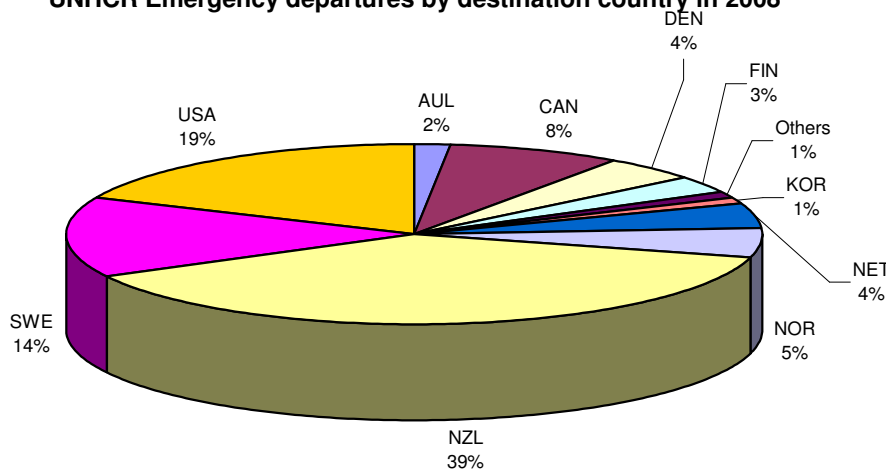
Emergency submissions by criteria



Criteria:

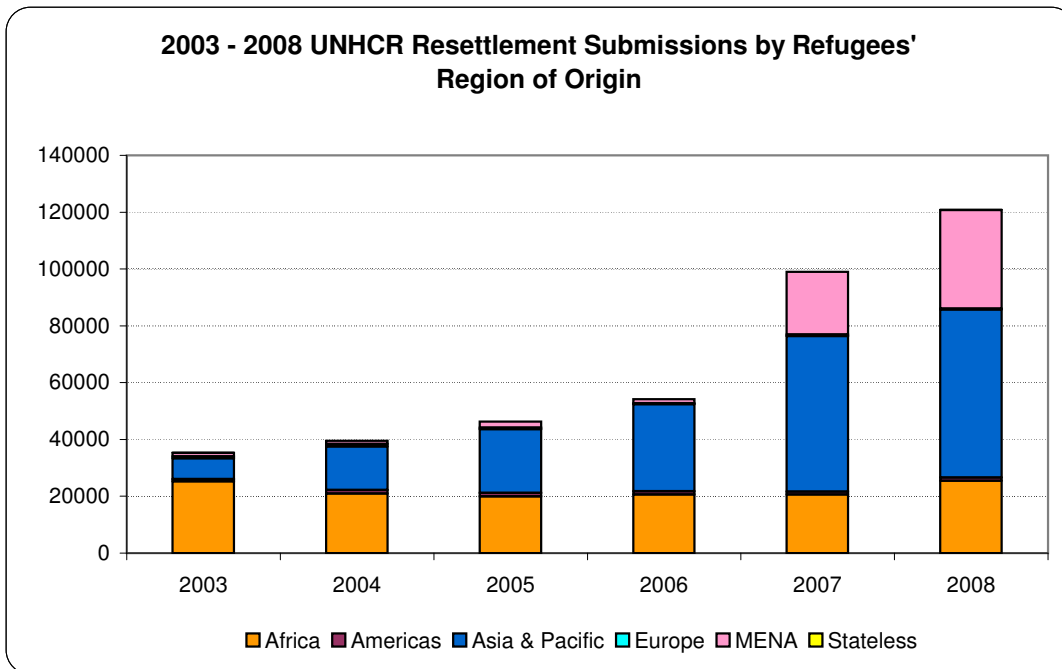
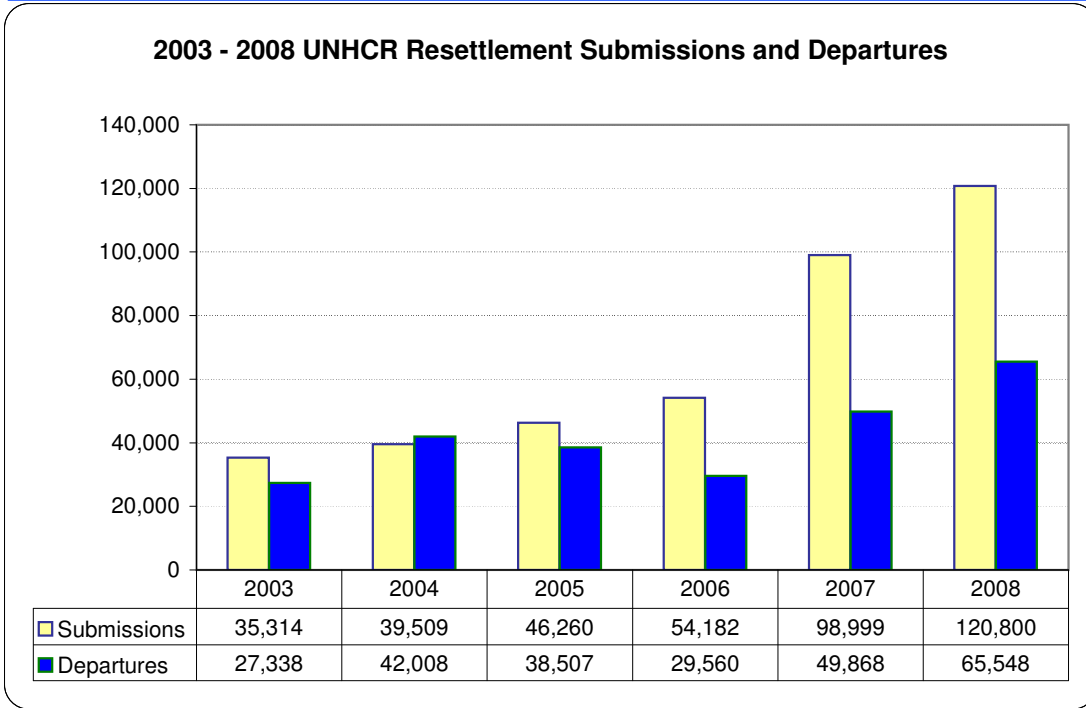
- AWR** Women-at-Risk
- CHL** Children and adolescents
- FAM** Family Reunification
- LPN** Legal & Physical Protection Needs
- MED** Medical needs
- OLD** Older (elderly) refugees
- RLI** Without Local Integration Prospects
- SVT** Survivor of Violence and Torture

UNHCR Emergency departures by destination country in 2008



Total Emergency Departures: 520

UNHCR Resettlement Submissions and Departures 2003 - 2008



UNHCR Resettlement Departures 2003 - 2008

Country of Destination	2003	2004	2005	2006	2007	2008
Argentina			31	19	32	78
Australia	3,961	3,933	5,117	4,647	6,056	5,133
Austria	154			1	1	20
Belgium	34	74	23	14	17	6
Brazil	16	75	76	50	163	19
Canada	4,668	5,279	5,811	5,218	5,998	5,542
Chile	21	26	52	42	32	45*
Czech Rep.			15		8	46
Denmark	520	379	454	750	480	407
Finland	443	727	584	548	714	674
France	5		2	1	5	276
Germany	82	29	14	10	3	
Greece						2
Iceland	24		31		30	29
Ireland	43	64	116	119	107	87
Israel					1	
Italy	37	26	2	6	40	30
Mozambique	4					
Netherlands	129	252	479	327	425	575
New Zealand	351	107	307	622	629	775
Norway	1,856	859	636	871	978	720
Portugal					12	5
Rep. of Korea	4		1			23
Spain	3	1	8		3	8
Sweden	873	1,645	1,190	1,571	1,772	1,541
Switzerland	5	6	27	13	7	12
United Kingdom	118	272	242	349	348	697
USA	13,987	28,253	23,289	14,382	32,007	48,793
Unspecified		1				5
Total	27,338	42,008	38,507	29,560	49,868	65,548

* Reported figures are subject to amendments

UNHCR Emergency Transit Center Activities (ETC) in 2008

ETC Arrivals and Departures - ETC in Romania									
Country of Asylum*	Country of Origin	Destination Country	Number of Cases	Number of Individuals	In center as of year end 2008	Departed	Others (+/-)	Criteria	Priority
Libya	Eritrea	Sweden	17	19		√		LPN	EME
Libya	Eritrea	Canada	18	19	√			LPN	EME
Iraq	Sudan	USA	83	97	√			LPN	EME

Total persons in process	116
Total persons departed	19

*Country of asylum prior to entering the ETC

Protracted refugee situations where resettlement takes place

Comparison of UNHCR Resettlement Submissions and Departures 2006 - 2008

Country of Origin	Country of Asylum	Total ²	Submissions			Departures		
			2006	2007	2008	2006	2007	2008
Afghanistan	Pakistan ¹	1,044,000	180	288	217	106	51	59
Afghanistan	Islamic Rep. of Iran	914,300	823	570	467	729	737	470
Burundi	United Rep. of Tanzania	352,600	5,081	5,589	516	1,289	5,865	2,953
Sudan	Uganda	215,700	198	234	18	244	157	100
Somalia	Kenya	174,000	3,243	4,554	6,193	4,005	4,798	2,417
Eritrea	Sudan	157,200	398	551	*	413	375	*
Myanmar	Thailand	132,200	19,334	29,693	20,363	4,525	14,335	16,607

* Figures not yet reported.

1 - UNHCR figures for Pakistan only include Afghans living in camps who are assisted by UNHCR. According to a 2005 government census of Afghans in Pakistan and subsequent voluntary repatriation during the year, there are an additional 1.3 million Afghans living outside camps, some of whom may be refugees. Those Afghans living outside camps receive no UNHCR assistance except facilitated voluntary repatriation.

2 - Figures as at End-Year 2006

Annex I: Country Codes

Code	Country/Territory name	Code	Country/Territory name	Code	Country/Territory name
AFG	Afghanistan	GNB	Guinea-Bissau	OMN	Oman
ALB	Albania	GRE	Greece	PAK	Pakistan
ALG	Algeria	GRN	Grenada	PAN	Panama
AND	Andorra	GUA	Guatemala	PAR	Paraguay
ANG	Angola	GUI	Guinea	PER	Peru
ANT	Antigua and Barbuda	GUY	Guyana	PHI	Philippines
ARE	Egypt	HAI	Haiti	PLW	Palau
ARG	Argentina	HKG	Hong Kong, SAR China	PNG	Papua New Guinea
ARM	Armenia	HON	Honduras	POL	Poland
AUL	Australia	HRV	Croatia	POR	Portugal
AUS	Austria	HUN	Hungary	PUE	Puerto Rico
AZE	Azerbaijan	ICE	Iceland	QAT	Qatar
BAH	Bahrain	ICO	Côte d'Ivoire	ROM	Romania
BAR	Barbados	IND	India	RSA	South Africa
BDI	Burundi	INS	Indonesia	RUS	Russian Federation
BEL	Belgium	IRE	Ireland	RWA	Rwanda
BEN	Benin	IRN	Islamic Rep. of Iran	SAL	El Salvador
BER	Bermuda	IRQ	Iraq	SAU	Saudi Arabia
BGD	Bangladesh	ISR	Israel	SEN	Senegal
BHS	Bahamas	ITA	Italy	SEY	Seychelles
BHU	Bhutan	JAM	Jamaica	SIN	Singapore
BKF	Burkina Faso	JOR	Jordan	SLE	Sierra Leone
BLR	Belarus	JPN	Japan	SMA	San Marino
BOL	Bolivia	KAZ	Kazakhstan	SOL	Solomon Islands
BOT	Botswana	KEN	Kenya	SOM	Somalia
BRA	Brazil	KGZ	Kyrgyzstan	SPA	Spain
BRU	Brunei Darussalam	KIR	Kiribati	SRB	Serbia
BSN	Bosnia and Herzegovina	KOR	Rep. of Korea	SRV	Viet Nam
BUL	Bulgaria	KRN	Dem. People's Rep. of Korea	STA	Stateless
BZE	Belize	KUW	Kuwait	STK	Saint Kitts and Nevis
CAM	Cambodia	LAO	Lao People's Dem. Rep.	STP	Sao Tome and Principe
CAN	Canada	LBR	Liberia	SUD	Sudan
CAR	Central African Republic	LBY	Libyan Arab Jamahiriya	SUR	Suriname
CAY	Cayman Islands	LCA	Saint Lucia	SVK	Slovakia
CHD	Chad	LEB	Lebanon	SVN	Slovenia
CHI	China	LES	Lesotho	SWA	Swaziland
CHL	Chile	LIE	Liechtenstein	SWE	Sweden
CMR	Cameroon	LKA	Sri Lanka	SWI	Switzerland
COB	Congo	LTU	Lithuania	SYR	Syrian Arab Republic
COD	Dem. Rep. of the Congo	LUX	Luxembourg	TAN	United Rep. of Tanzania
COI	Comoros	LVA	Latvia	TCI	Turks and Caicos Islands
COL	Colombia	MAC	Macau, SAR China	THA	Thailand
COS	Costa Rica	MAD	Madagascar	TIB	Tibet (China)
CUB	Cuba	MAU	Mauritania	TJK	Tajikistan
CVI	Cape Verde	MCD	TfYR of Macedonia	TKM	Turkmenistan
CYP	Cyprus	MCO	Monaco	TMP	Timor-Leste
CZE	Czech Republic	MDA	Moldova	TOG	Togo
DEN	Denmark	MDV	Maldives (the)	TON	Tonga
DJB	Djibouti	MEX	Mexico	TRT	Trinidad and Tobago
DMA	Dominica	MLI	Mali	TUN	Tunisia
DOM	Dominican Republic	MLS	Malaysia	TUR	Turkey
ECU	Ecuador	MLW	Malawi	TUV	Tuvalu
EGU	Equatorial Guinea	MNE	Montenegro	UAE	United Arab Emirates
ERT	Eritrea	MNG	Mongolia	UGA	Uganda
EST	Estonia	MOR	Morocco	UKR	Ukraine
ETH	Ethiopia	MOZ	Mozambique	URU	Uruguay
FIJ	Fiji	MTA	Malta	USA	United States
FIN	Finland	MTS	Mauritius	UZB	Uzbekistan
FPO	French Polynesia	MYA	Myanmar	VAN	Vanuatu
FRA	France	NAM	Namibia	VAR	Various
FSM	Micronesia (Federal States of)	NEP	Nepal	VCT	Saint Vincent and the Grenadines
GAB	Gabon	NET	Netherlands	VEN	Venezuela (Bolivarian Rep. of)
GAM	Gambia	NGR	Niger	WES	Samoa
GAZ	Occupied Palestinian Territory	NIC	Nicaragua	WSH	Western Sahara
GBR	United Kingdom	NIG	Nigeria	YEM	Yemen
GEO	Georgia	NOR	Norway	ZAM	Zambia
GFR	Germany	NRU	Nauru	ZIM	Zimbabwe
GHA	Ghana	NZL	New Zealand		

Annex II: Additional codes

Priorities:

EME	<i>Emergency</i>
URG	<i>Urgent</i>
NRM	<i>Normal</i>

Criteria:

AWR	<i>Women-at-Risk</i>
CHL	<i>Children and adolescents</i>
FAM	<i>Family Reunification</i>
LPN	<i>Legal and Physical Protection Needs</i>
MED	<i>Medical needs</i>
OLD	<i>Older (elderly) refugees</i>
RLI	<i>Refugees without Local Integration Prospects</i>
SVT	<i>Survivor of Violence and Torture</i>

*** Important note:**

In practice, the following combinations of Priority and Criterion are possible:

EME	<i>LPN, MED, AWR, SVT</i>
URG	<i>AWR; CHL; LPN; MED; OLD; SVT</i>
NRM	<i>AWR; CHL; FAM; LPN; MED; OLD; RLI; SVT</i>